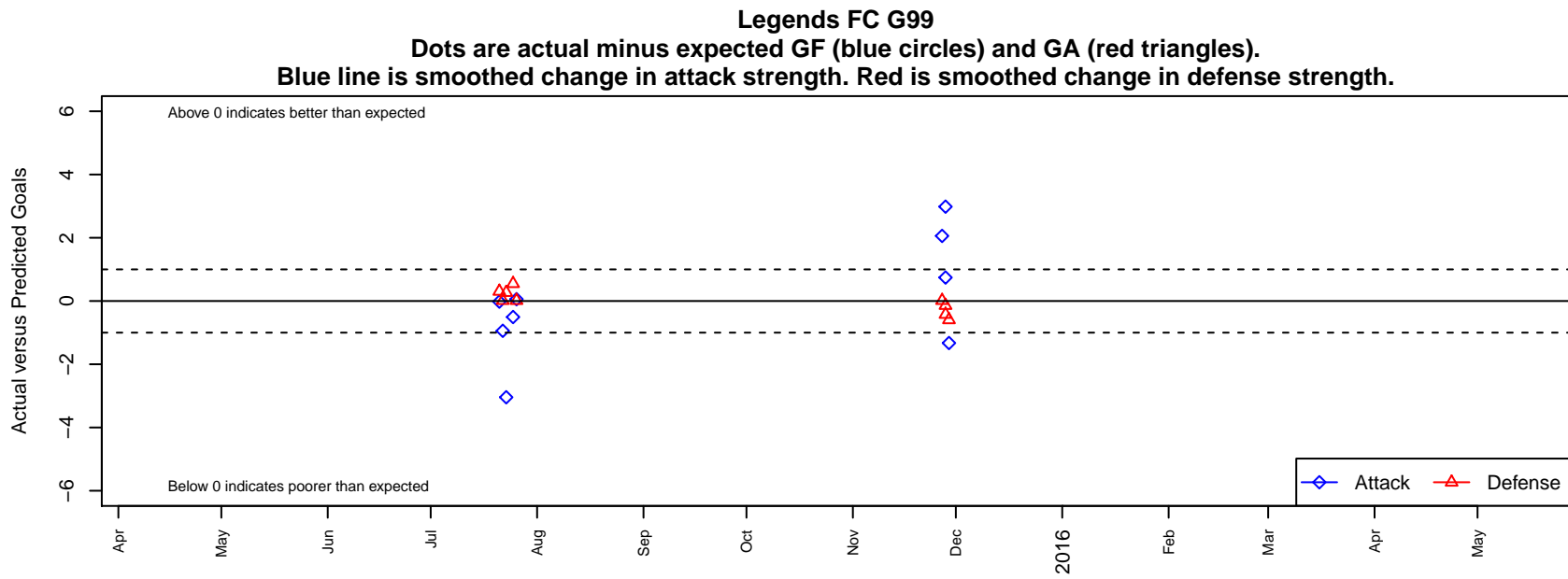


Legends FC G99

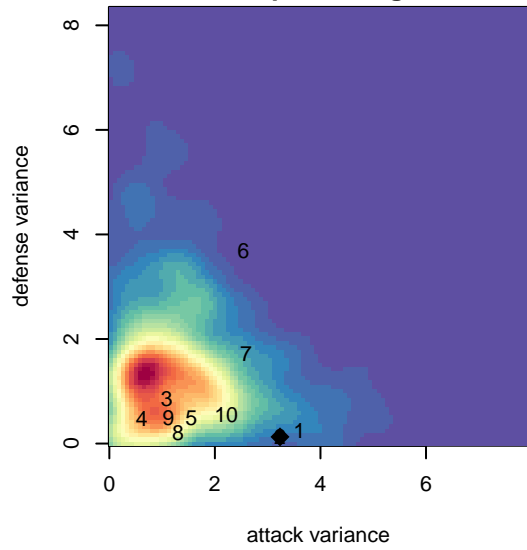
, CAS
G99 total strength=2080
attack=111.26 defense=64.16

alt names used:
Legends FC 99 (CA-S) (NL-R1)
LEGENDS FC 99 (CAS)

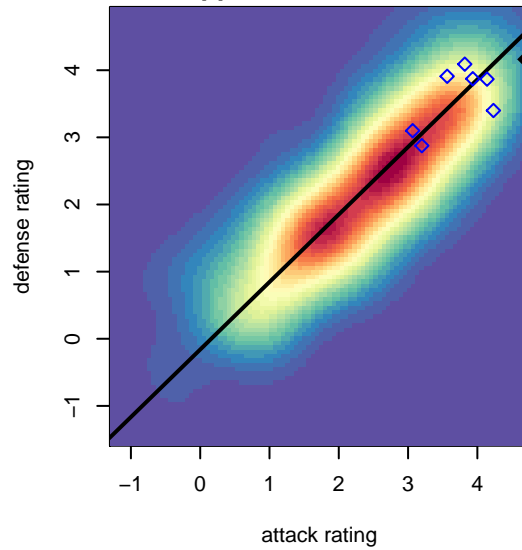
Venues played:
2015 USYS Nationals U15
2015 Surf College Showcase Seaside Showcas



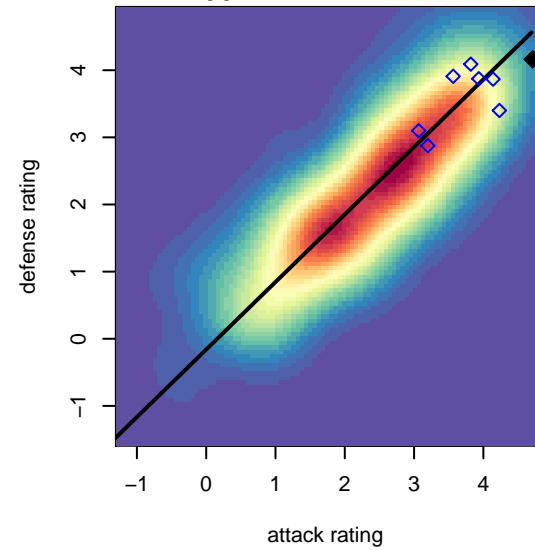
**attack and defense variance (black dot)
relative to other teams
and top 10 in region**



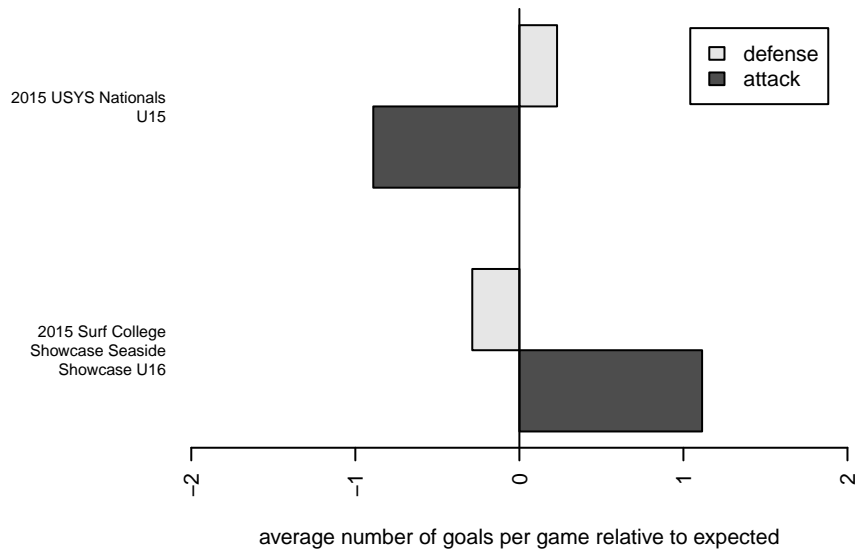
**attack and defense rating
relative to others at age
and all opponents in last 13 months**



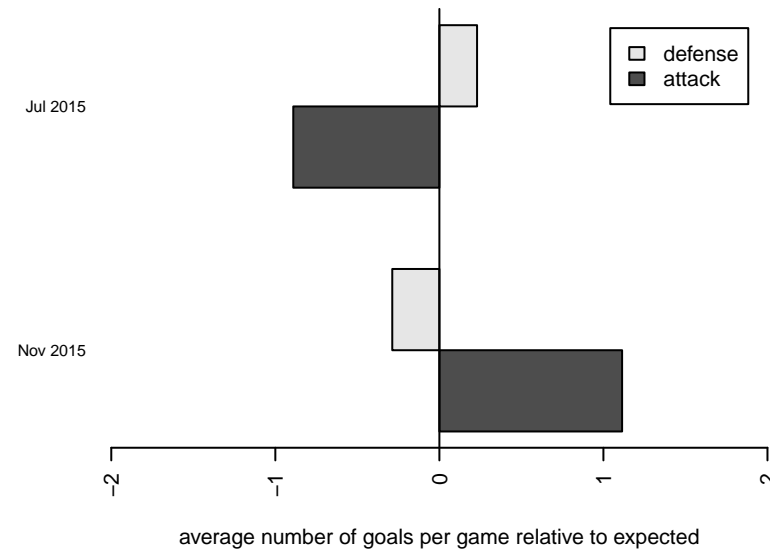
**attack and defense rating
relative to others at age
and all opponents in last 13 months**



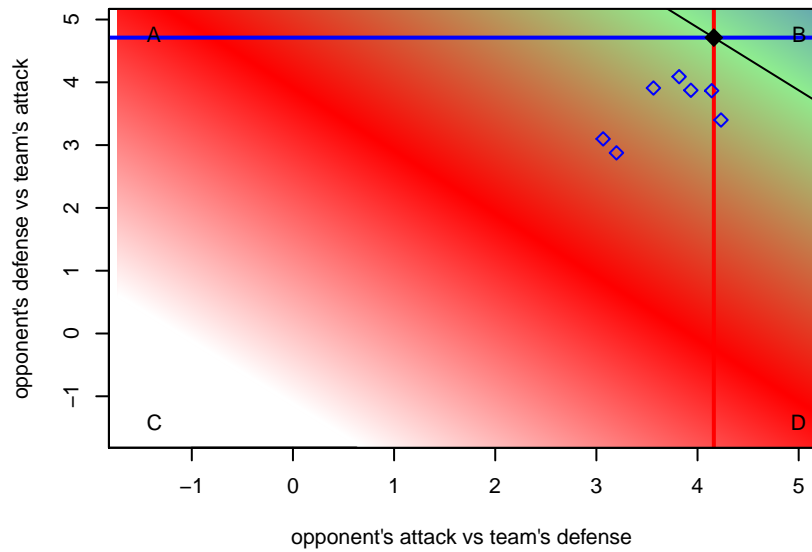
Performance relative to 13 month average



Performance relative to 13 month average



Distribution of opponents
 Red = Lose zone, Blue = Win zone, Green = Even
 Black line separates win/lose zones



lot. A=Neither has attack advantage, B=Opponent has both attack and defense advantage, C=Opponent has both attack and defense disadvantage, D=Both have

date	home		away		venue	pred.home	pred.away
2015-11-29	Legends FC G99	1	MVLA ECNL G99	1	2015 Surf College Showcase Seaside Showc	2.33	0.40
2015-11-28	Legends FC G99	6	Davis Legacy 00 Red G99	1	2015 Surf College Showcase Seaside Showc	3.02	0.86
2015-11-28	Santa Clara Sporting Green G99	1	Legends FC G99	3	2015 Surf College Showcase Seaside Showc	0.57	2.26
2015-11-27	La Roca Premier 00 PO G99	1	Legends FC G99	4	2015 Surf College Showcase Seaside Showc	1.01	1.94
2015-07-26	Legends FC G99	2	La Roca Premier 00 PO G99	1	2015 USYS Nationals U15	1.94	1.01
2015-07-25	Albion SC White G99	0	Legends FC G99	1	2015 USYS Nationals U15	0.55	1.51
2015-07-23	Solar Chelsea SC Elite G99	0	Legends FC G99	1	2015 USYS Nationals U15	0.27	4.04
2015-07-22	Legends FC G99	1	La Roca Premier 00 PO G99	1	2015 USYS Nationals U15	1.94	1.01
2015-07-21	Legends FC G99	5	Futura Pink Panthers Elite G99	0	2015 USYS Nationals U15	5.02	0.30